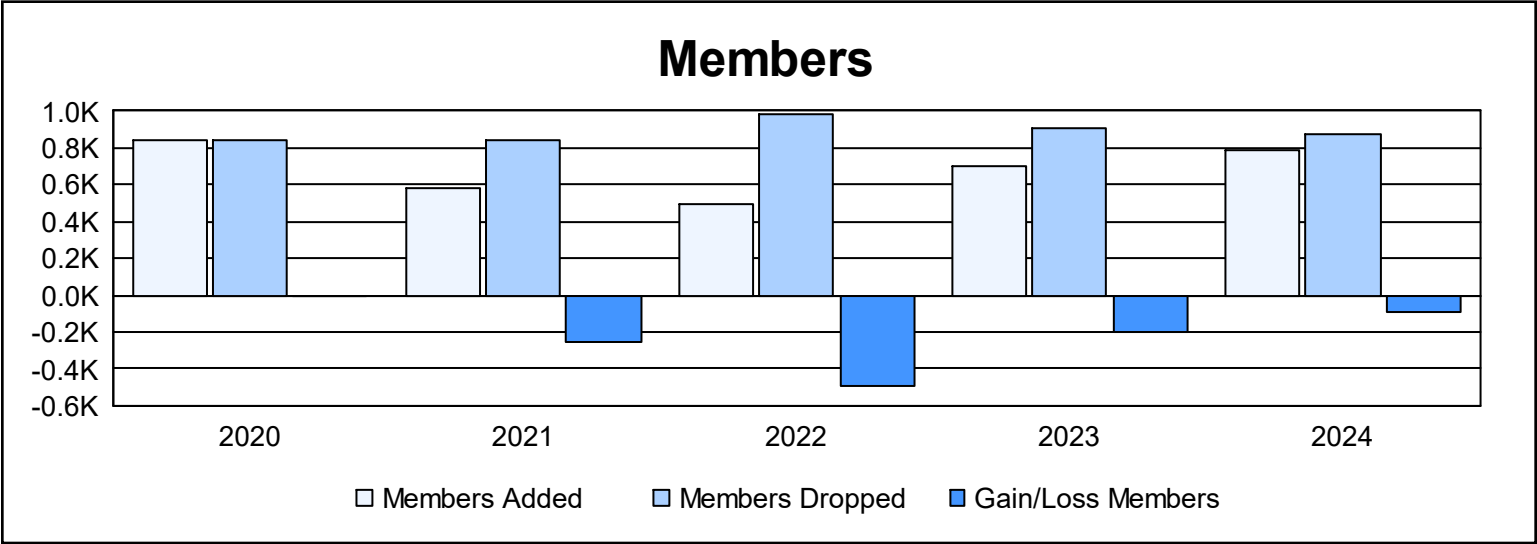
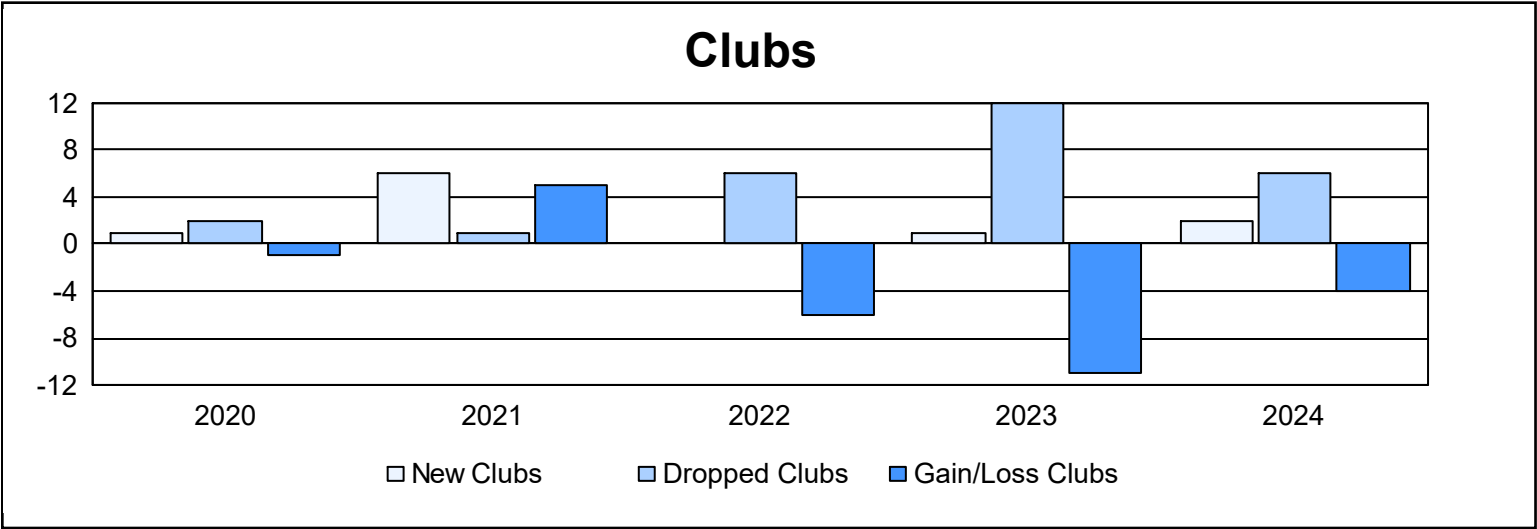
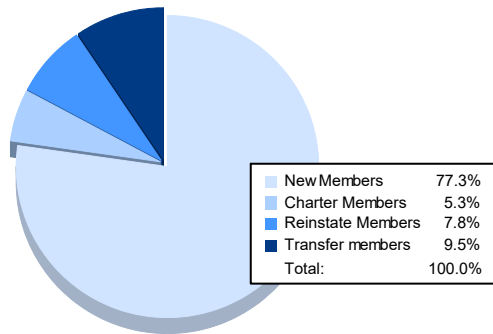


Year	New Clubs	Dropped Clubs	Gain/ Loss Clubs	New Members	Charter Members	Reinstate Members	Transfer Members	Total Member Added	Total Members Dropped	Gain/ Loss Members
2019-2020	1	2	-1	716	24	41	56	837	843	-6
2020-2021	6	1	5	295	159	66	63	583	842	-259
2021-2022	0	6	-6	400	3	43	44	490	978	-488
2022-2023	1	12	-11	583	21	70	30	704	909	-205
2023-2024	2	6	-4	611	42	62	75	790	878	-88
Average	2	5	-3	521	50	56	54	681	890	-209



Membership Composition June 2024 Cumulative



Gender Composition June 2024 Cumulative

